









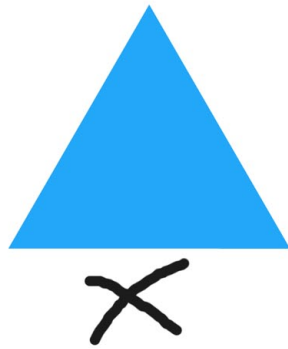



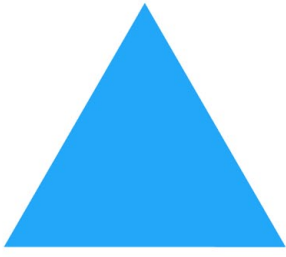
Drawing sheet

Instruction sheet

1. In the first square in the fourth row, draw a yellow triangle.
2. Under the second blue triangle in the third row, draw a cross.
3. In the last square in the second row, draw a green square.
4. Above the green circle in the second square, in the second row, draw a horizontal line.
5. In the first square in the second row, draw three vertical lines.
6. In the middle square on the last row, draw your favourite food.
7. In the last square on the first row, draw four horizontal red lines.

Suggested answer sheet



twinkl.co.uk