




Drawing sheet








twinkl.co.uk





Instruction sheet

1. Under the cake, in the first square of the second row, draw a spoon.
2. On the right of the pizza, in the middle square of the third row, draw a fork.
3. On the burger, in the last square of the first row, draw a cross.
4. In the first square of the last row, draw a vertical line on the burger.
5. On the left of the pizza, in the last square of the last row, draw a triangle.
6. In the middle square of the first row, draw something that is cold.
7. In the second square of the fourth row, draw something that is hot.
8. Under the burger in the third square of the second row, write your name.

Suggested answer sheet



Helen



twinkl.co.uk