


























	Monday		Tuesday		Wednesday		Thursday	Friday
	Capital	Lowercase	Capital	Lowercase	Capital	Lowercase	Review	Review
<p>Curly caterpillar letters</p> <p>All start with a curly c shape</p>	<p>C</p> <p>From the top, curl around to the left to sit on the line. -Curl around the cat</p>	<p>C</p>  <p>Curl around the cat.</p> <p>This letter is how we will start all of our 'caterpillar' letters</p>	<p>A</p> <p>From the top, diagonally down to the left, up to the top, diagonally down to the right. Lift up and across.</p>	<p>a</p>  <p>Around the astronaut's helmet and down into space.</p> <p>Check for stick and ball formation</p>	<p>O</p> <p>From the top – all around the o.</p>	<p>o</p>  <p>All around the octopus.</p> <p>Check chn start at top and go around to the left</p>		
<p>Curly caterpillar letters</p>	<p>Q</p> <p>From the top – all around the o. Lift off. Short line diagonally down.</p>	<p>q</p>  <p>Round the queen's face, up to her crown, down her robe with a flick at the end.</p> <p>This letter has a 'descender' going down. The queen's face sits on the line, the robe dangles below</p>	<p>G</p> <p>From the top, curl around to the line, carry on up, then straight down. Lift up and across.</p>	<p>g</p>  <p>Round the goat's face, up to his ear, down and curl under his chin.</p> <p>This letter has a 'descender' going down. The goat's face sits on the line, then curl under his chinny chin chin</p>	<p>D</p> <p>From the top, down, back to the top. Curve right, down to the bottom.</p>	<p>d</p>  <p>Round the duck's body, up to its head and down to its feet.</p> <p>This letter has an 'ascender' going up. The ascender makes this letter taller than others.</p>		

<p>Curly caterpillar letters (sort of!)</p>	<p>E From the top, down, back to the top. Across, back. Down to the line, across. Lift up and across the middle.</p>	<p>e</p>  <p>Around the elephant's eye and down its trunk.</p> <p>Doesn't start with c shape, but ends with it once you get past the elephant's eye</p>	<p>S From the top, under the snake's chin, slide down and round its tail.</p>	<p>s</p>  <p>Under the snake's chin, slide down and round its tail.</p> <p>Starts with a slight curl.</p>	<p>F From the top, down, back to the top. Across, back. Lift up and across the middle.</p>	<p>f</p>  <p>Down the flamingo's neck, all the way to its foot, then across its wings.</p> <p>Starts with a slight curl. The legs dangle under the line a bit. This letter is a little taller than others.</p>		
<p>Ladder letters</p> <p>These letters start at the top and go down</p>	<p>L From the top, down and across the line.</p>	<p>l</p>  <p>All the way down the lollipop.</p> <p>This is a tall letter.</p>	<p>l From the top to the bottom and stop.</p>	<p>i</p>  <p>Down the iguana's body, then draw a dot at the top</p> <p>Ensure children leave a space between the leaf and the iguana</p>	<p>J From the top, all the way down, then short curl to the left.</p>	<p>j</p>  <p>All the way down the jellyfish; dot on its head</p> <p>The jellyfish dangles its tentacles under the line a bit.</p>		

<p>Ladder letters</p>	<p>T From the top, down and stop. Lift up and from the left, make a line across the top.</p>	<p>t</p>  <p>From the tiger's nose to its tail, then follow the stripe across the tiger.</p> <p>This letter is a little taller than others</p>	<p>U From the top, down and curve right, then straight up to the top.</p>	<p>U</p>  <p>Down and around the umbrella, stop at the top and down to the bottom and flick.</p>	<p>Y From the top diagonally right to halfway right. Space. Start at the top, then diagonally left to the bottom.</p>	<p>y</p>  <p>Down and round the yo-yo, then follow the string round.</p> <p>This letter has a descender. The yoyo sits on the line and the string dangles underneath.</p>		
<p>Wall-jumpers</p> <p>They climb down the ladder then hop over the wall</p>	<p>R From the top, down, then back up. Curve right to halfway down. Diagonally down to the line.</p>	<p>r</p>  <p>From the cloud to the ground, up the arch and over the rainbow.</p> <p>Ensure children start at the top, going down then back up again.</p>	<p>M From the top, down, back to the top. Diagonally down, diagonally up. Straight down to the line.</p>	<p>m</p>  <p>Down, up and over the mouse's ears, then add a flick on the nose.</p>	<p>N From the top, down, back to the top. Diagonally down, then straight up to the top.</p>	<p>n</p>  <p>Down the stick, up and over the net.</p>	<p>H From the top and down. Space. From the top and down. Lift up and join the lines across the middle.</p>	<p>h</p>  <p>Down, up and over the helicopter.</p> <p>This letter has an 'ascender' going up. The ascender makes this letter taller than others.</p>

<p>Wall-jumpers</p>	<p>B From the top, down, back to the top. Round to the middle, round to the bottom.</p>	<p>B  Down bear's back, up and round his big tummy. This letter has an 'ascender' going up. The ascender makes this letter taller than others.</p>	<p>K From the top, down, up to the middle. Diagonally up, back and diagonally down to the line.</p>	<p>K  Down the kite, up and across, back and down to the corner. This letter is a little taller than others.</p>	<p>P From the top, down then back up. Curve right to halfway down.</p>	<p>p  Down the penguin's back, up and around its head. This letter has a descender. The penguin's head sits on the line and his body dangles underneath (swims under the water?)</p>		
<p>Zig-zag letters</p> <p>These letters all have diagonal lines with no curvy parts</p>	<p>V From the top diagonally right to the bottom, then diagonally up to the top.</p>	<p>v  Down to the bottom of the volcano and back up to the top.</p>	<p>W From the top diagonally right to the bottom, diagonally up (halfway), diagonally down to the line, then diagonally up again.</p>	<p>W  From the top of the wave to the bottom, up the wave, down the wave,</p>	<p>X From the top, diagonally right to the bottom. Space. Start at the top, then diagonally left to the bottom.</p>	<p>x  Start at the top, then across to the bottom of the box.</p>	<p>Z From the top go across, diagonally down to the left and across the bottom.</p>	<p>z  Zip across, zag down and across the zebra. Common offender for reversals! Emphasise zipping to the right</p>